

# MAINLINE

## Fullport Backwater Valve

# INNOVATIVE

*New Generation  
of Backwater Valves*


# TECHNOLOGY



Clear transparent lid provides  
easy visual inspection

Built-in sewer clean-out

**NEW**



Model # 4963 A (ABS)  
#4963 P (PVC)



**MAINLINE  
ACCESS BOX**  
Model # PE 2013

# MAINLINE

BACKFLOW PRODUCTS



[www.backwatervalve.com](http://www.backwatervalve.com) / [www.backwatervalve.ca](http://www.backwatervalve.ca)

Toll Free: 1-877-734-8691

## Fullport Backwater Valve

Model #4963 A (ABS)  
#4963 P (PVC)

**NEW MAINLINE Clear Top** for easy visual inspection and cleaning

**MAINLINE Fullport** (Normally-open) Non-Flow Restricting

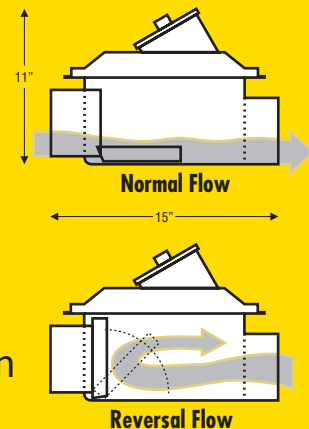
**MAINLINE** No problems with Blockages

**MAINLINE** Gate closes automatically when sewer starts to backup

**MAINLINE** Cleaning-rod does not destroy the gate when feeding or retrieving cable

**MAINLINE** Normally-open design allows the free circulation of air throughout the plumbing system to the municipal sewer

**MAINLINE** Award-winning technology

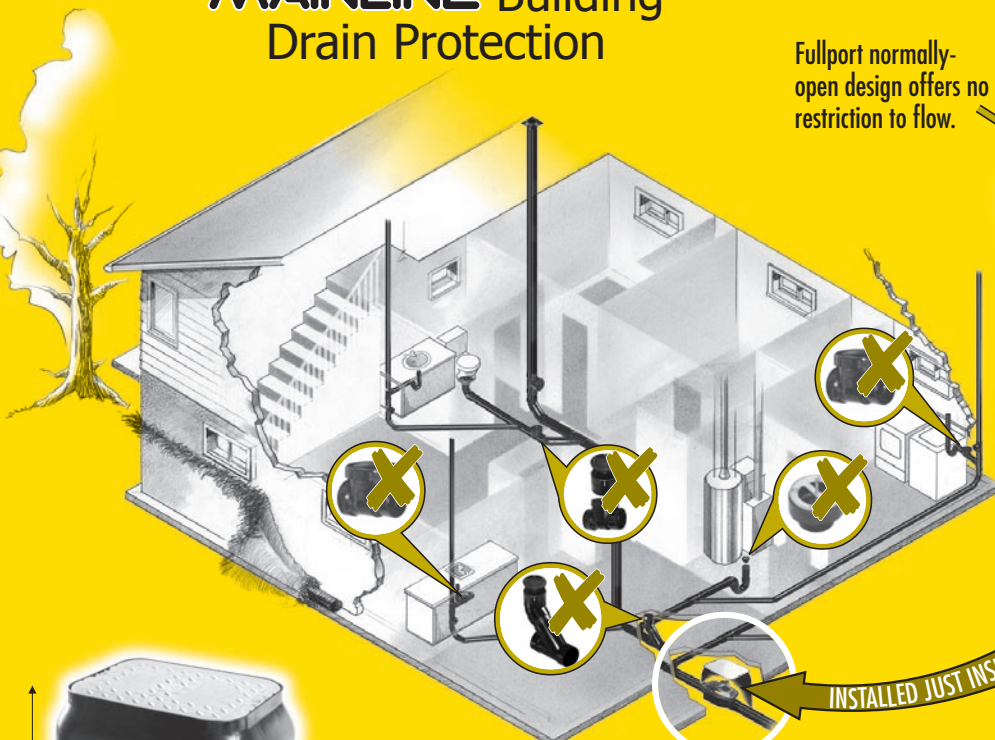


WINNER



2005

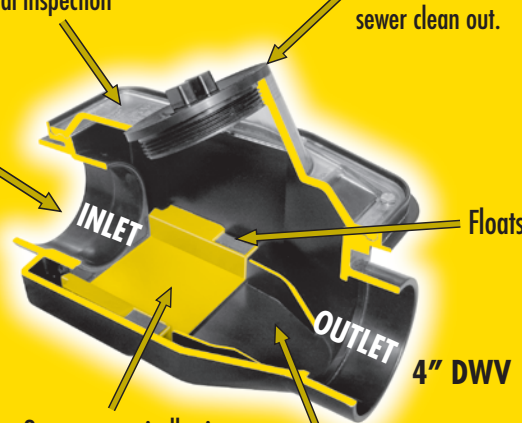
### MAINLINE Building Drain Protection



Clear transparent lid provides easy visual inspection

Built-in main sewer clean out.

Fullport normally-open design offers no restriction to flow.



Gate automatically rises upon reversal flow isolating entire plumbing system from backflow.

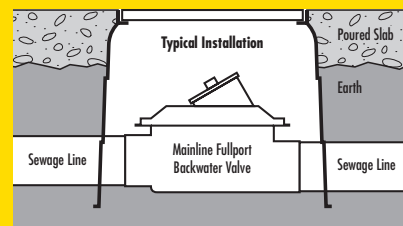
Flow channels on gate and body divert sewage from inlet to outlet preventing sewage buildup.

INSTALLED JUST INSIDE FOUNDATION WALL



# MAINLINE

BACKFLOW PRODUCTS



Note: 3/4" height difference between Inlet and Outlet

**ACCESS BOX**  
Model # PE 2013

[www.backwatervalve.com](http://www.backwatervalve.com) / [www.backwatervalve.ca](http://www.backwatervalve.ca)

Toll Free: 1-877-734-8691